



12th INTERNATIONAL CONGRESS OF INBORN ERRORS OF METABOLISM

3rd-6th September, 2013

www.iciem2013.com

ICIEM 2013



Barcelona

FINAL REPORT

TABLE OF CONTENTS

1. GENERAL INFORMATION.....	3
1.1 – Congress Venue	
1.2 – Meeting Rooms	
2. DELEGATES INFORMATION	6
2.1- Registration summary	
2.2- Delegates by country	
2.3- Delegates by geographic area	
2.4- Complete list of countries	
2.5- Excursions attendees	
3. REGISTRATIONS.....	10
3.1- Registration summary with incomes	
3.2- Registration summary by type of fee	
4. HOTELS SUMMARY.....	11
5. SPONSORING AND EXHIBITION.....	12
5.1- Sponsoring summary	
5.2- List of sponsors by category	
5.3- Exhibition floor plan	
5.4- Charity Tables	
5.5- Sponsored Symposia	
6. SATELLITE SYMPOSIA	17
7. FINAL PROGRAMME OVERVIEW	18
8. ICIEM 2013 PICTURES	19

1. GENERAL INFORMATION

1.1- Congress venue



Palau de Congressos de Catalunya (PCC)

Address: Avda. Diagonal, 661-671
 08028 Barcelona (Spain)

The Congress used all the venue facilities to organise the ICIEM 2013. Four main rooms for the general programme (Plenary sessions, workshops and oral presentations) and six smaller rooms for other meetings located in three different levels.

Room A was prepared to connect with any other meeting room in case of overbooking.

Coffees and lunches were served at the Exhibition Area and the Posters Area.

Meeting Room information
Auditorium (2.027 pax)
Room F (357 pax)
Room H1+H2 (560 pax)
Room H3+J (759 pax)
Room A (200pax)
Exhibition Area (2.050sqm)



1.2- Meeting rooms

LEVEL -1: MEETING ROOMS AND POSTERS AREA





LEVEL 0: AUDITORIUM, EXHIBITION AREA (COFFEE AND LUNCH), TECHNICAL SECRETARIAT

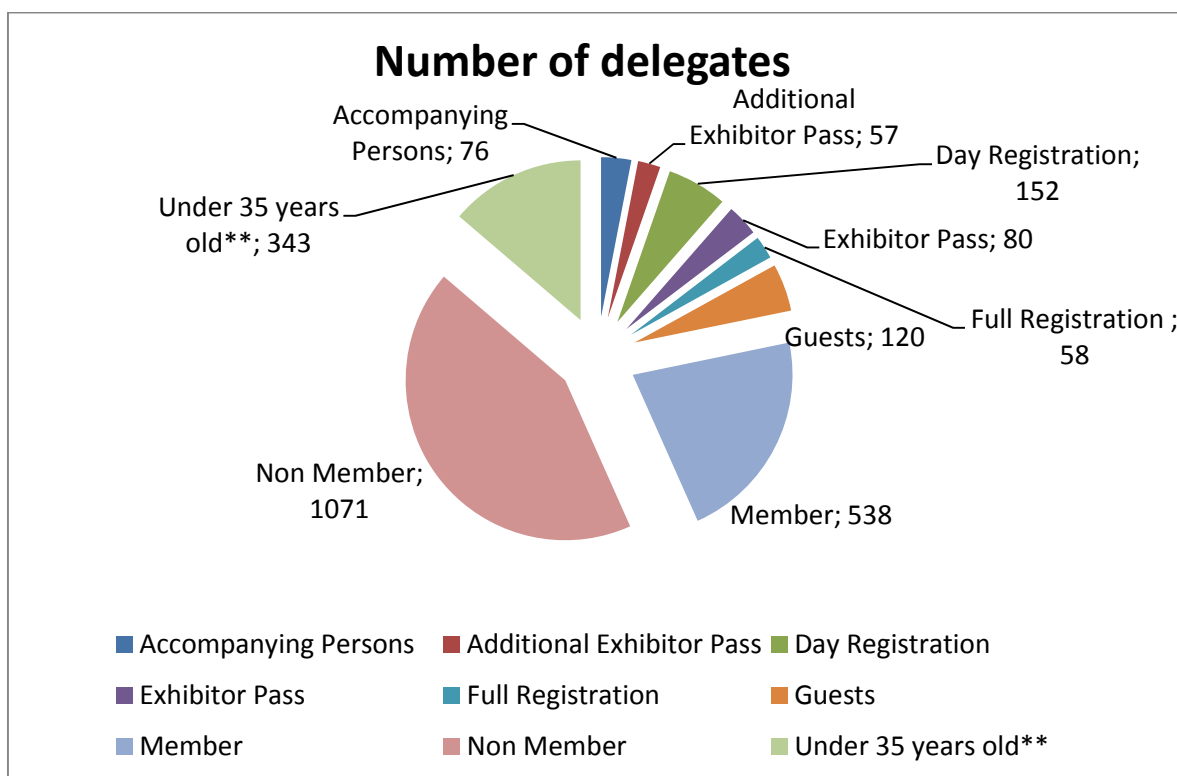




2- DELEGATES INFORMATION

2.1- Registration summary table

REGISTRATION TYPE	NUMBER OF DELEGATES
Accompanying Persons	76
Additional Exhibitor Pass	57
Day Registration	152
Exhibitor Pass	80
Full Registration	58
Guests	120
Member	538
Non Member	1071
Under 35 years old**	343
<u>TOTAL</u>	2495



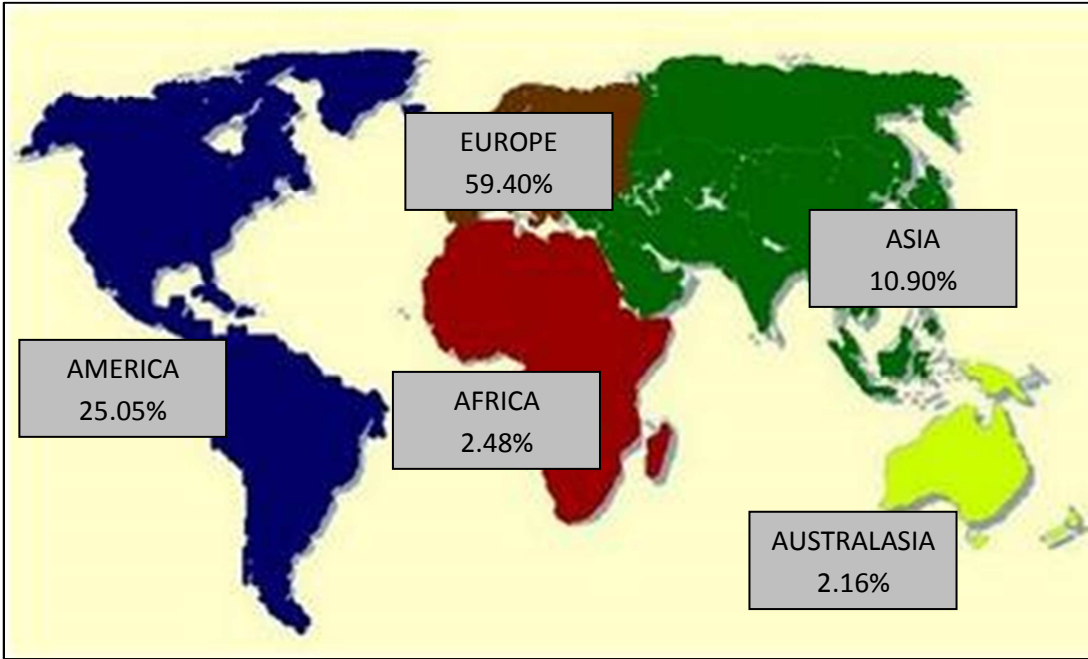
2.2- Delegates by country

Top 10 attending countries in Barcelona 2013:

	Top 10 countries	Nº of delegates
1	United States	318
2	United Kingdom	210
3	Spain	187
4	Germany	168
5	Netherlands	120
6	Turkey	97
7	France	96
8	Italy	94
9	Brazil	82
10	Canada	78
		1450

2.3- Participation per geographic area

EUROPE	AMERICA	AFRICA	ASIA	AUSTRALASIA
1482pax	625pax	62pax	272pax	54pax
59,40%	25,05%	2,48%	10,90%	2,16%





2.4. List of all countries represented – Total 85 countries

COUNTRY	TOTAL	COUNTRY	TOTAL
Algeria	13	Lebanon	9
Argentina	51	Libyan Arab Jamahiriya	11
Australia	47	Lithuania	7
Austria	43	Luxembourg	8
Bahrain	1	Macedonia, The Former Yugoslav Republic Of	1
Belgium	45	Malaysia	6
Brazil	82	Mexico	30
Bulgaria	4	Moldova, Republic Of	2
Canada	78	Morocco	13
Chile	15	Netherlands	120
China	16	New Zealand	7
Colombia	27	Norway	48
Costa Rica	3	Oman	6
Croatia	7	Pakistan	1
Cuba	1	Palestine	2
Cyprus	1	Peru	1
Czech Republic	20	Philippines	2
Denmark	44	Poland	40
Ecuador	1	Portugal	38
Egypt	3	Qatar	6
Estonia	6	Romania	8
Finland	3	Russian Federation	31
France	96	Saudi Arabia	26
Germany	168	Serbia	5
Greece	21	Singapore	4
Guatemala	3	Slovakia	9
Honduras	1	Slovenia	4
Hong Kong	5	South Africa	4
Hungary	12	Spain	187
Iceland	1	Sweden	58
India	8	Switzerland	51
Indonesia	9	Taiwan	20
Iran, Islamic Republic Of	7	Thailand	4
Ireland	15	Tunisia	8
Israel	4	Turkey	97
Italy	94	Uganda	1
Japan	76	Ukraine	5
Jordan	3	United Arab Emirates	12
Kazakhstan	8	United Kingdom	210
Korea, Republic Of	7	United States	318
Kuwait	4	Uruguay	12
Latvia	4	Venezuela	2
		Vietnam	4
TOTAL 2495			

2.5- Excursions attendees

Four optional excursions were organised on Thursday 5th. Delegates needed to choose one of them during the registration process. Duration of the excursions was 3h each.

OPTIONS	Total attendees
1. PANORAMIC BARCELONA TOUR	350
2. HISTORICAL BARCELONA TOUR	350
3. THE GAUDÍ TOUR	515
4. MONTJUÏC AND WATERFRONT TOUR	177
NOT ATTENDED	296
TOTAL	1688

3- REGISTRATIONS

3.1- Registration summary with incomes

	Registration	Amount	Pax	Budget Income
	Accompanying Person's Fee			
	On site	250,00 €	0	- €
	From 24/01/2013 to 01/07/2013	200,00 €	67	13.400,00 €
	From 02/07/2013 to 02/09/2013	250,00 €	9	2.250,00 €
SUBTOTAL			76	15.650,00 €
	Additional Sponsor Pass			
SUBTOTAL		100,00 €	57	5.700,00 €
	Day Registration***			- €
SUBTOTAL		100,00 €	152	42.400,00 €
	Exhibitor Pass			- €
SUBTOTAL		- €	80	- €
	Full Registration			- €
SUBTOTAL		- €	58	- €
	Member*			
	On site	650,00 €	5	3.250,00 €
	Special Fee for Sponsor	450,00 €	1	450,00 €
	From 24/01/2013 to 01/07/2013	500,00 €	478	239.000,00 €
	From 02/07/2013 to 02/09/2013	650,00 €	54	35.100,00 €
SUBTOTAL			538	277.800,00 €
	Non Member			
	On site	800,00 €	22	17.600,00 €
	Special Fee for Sponsor	600,00 €	169	101.400,00 €
	From 24/01/2013 to 01/07/2013	650,00 €	612	397.800,00 €
	From 02/07/2013 to 02/09/2013	800,00 €	268	214.400,00 €
SUBTOTAL			1071	731.200,00 €
	Under 35 years old**			
	On site	300,00 €	5	1.500,00 €
	From 24/01/2013 to 01/07/2013	250,00 €	267	66.750,00 €
	From 02/07/2013 to 02/09/2013	300,00 €	71	21.300,00 €
SUBTOTAL		- €	343	89.550,00 €
	Guests		120	- €
				-
	TOTAL VAT Incl.		2495	1.162.300,00 €

3.2- Registration summary by type of fee

Registration Fee	%	Pax	Amount
Accompanying Person's Fee	3,05	76	15.650,00 €
Additional Sponsor Pass	2,28	57	5.700,00 €
Day Registration***	6,09	152	42.400,00 €
Exhibitor Pass	3,21	80	- €
Full Registration	2,32	58	- €
Member*	21,56	538	277.800,00 €
Non Member	42,93	1071	731.200,00 €
Under 35 years old**	13,75	343	89.550,00 €
Guests	4,81	120	- €
TOTAL	100%	2495	1.162.300,00 €

4-HOTEL SUMMARY- Room nights booked through the ICIEM website including invited speakers and committees:

DATE	Roomnights	%
Friday 30 th 2013	2	0,13%
Saturday 31 st 2013	25	1,59%
Sunday 1 st 2013	64	4,08%
Monday 2 nd 2013	252	16,05%
Tuesday 3 rd 2013	358	22,80%
Wednesday 4 th 2013	357	22,74%
Thursday 5 th 2013	344	21,91%
Friday 6 th 2013	149	9,49%
Saturday 7 th 2013	17	1,08%
Sunday 8 th 2013	1	0,06%
Monday 9 th 2013	1	0,06%
TOTAL	1570	100,00%

5.1- SPONSORING AND EXHIBITION SUMMARY

COMPANY NAME	SPONSORSHIP	Total Exhibition	Total Sponsorship
Actelion	Platinum	30.000 €	
	Sponsored Symposium		27.500 €
Agios	Inside front cover advertisement on Programme		4.000 €
Alexion Montréal Corp	Gold	20.000 €	
Amicus Therapeutics	Bronze		5.000 €
Biochrom	Bronze		5.000 €
Biomarin Europe LTD	Platinum + extra Bronze stand with discount	33.500 €	
	Sponsored Symposium		27.500 €
Bruker	Bronze		5.000 €
Camag	Silver	10.000 €	
Cambrooke Foods	Bronze		5.000 €
Casen Fleet Laboratories	Bronze		5.000 €
Children's Hospital of Pittsburgh of UPMC	Silver	10.000 €	
	Symposium + Outside Back Cover in the Minipocket Program		32.600 €
ComidaMed	Gold	20.000 €	
Cytonet	Silver	10.000 €	
Emory U. School of Medicine	Bag insert		2.000 €
Genzyme	Gold	20.000 €	
	Sponsored Symposium		27.500 €
Lactalis Nutrition Sante	Bronze		5.000 €
Lucane Pharma	Bronze		5.000 €
Mead Johnson Nutrition	Bronze		5.000 €
Merck Serono	Platinum	30.000 €	
	Sponsored Symposium+ Meet the Expert Session		37.500 €
Metax Institut	Silver		10.000 €
Nutricia	Platinum	30.000 €	
	Sponsored Symposium		27.500 €
Orphan Europe	Gold	20.000 €	
Perkinelmer	Bronze	5.000 €	
Prekulab	Silver	10.000 €	
Serono Symposia Foundation	Bronze	5.000 €	
Shire	Platinum	30.000 €	
Sobi-Hyperion	Platinum	30.000 €	
	Sponsored Symposium		27.500 €
Synageva Biopharma	Bronze	5.000 €	
	Bag Insert		2.000 €
Ultragenix	Silver	10.000 €	
Vitaflo International	Platinum	30.000 €	
	Total		624.100 €



5.2- List of sponsors by category

Platinum Sponsors

		 Merck Serono
 Advanced Medical Nutrition		 Innovation in Nutrition
 sobi Pioneer in Rare Diseases		

Gold Sponsors

	 Institut für Ernährung GmbH	 A SANOFI COMPANY
 RECORDATI GROUP		



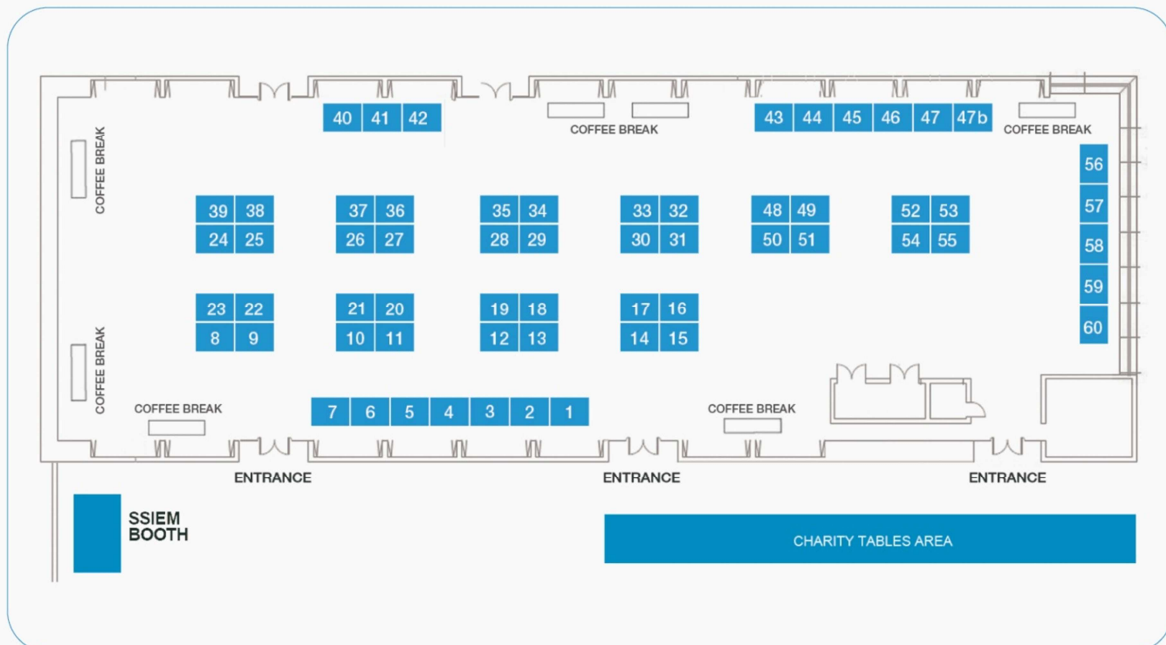
Silver Sponsors

Bronze Sponsors

Additional Sponsors



5.3- Exhibition floor plan



Company	Stand	Company	Stand
ACTELION	40-41-42	LUCANE PHARMA	58
ALEXION MONTRÉAL CORP	26-27-36-37	MEAD JOHNSON NUTRITION	59
AMICUS THERAPEUTICS	3	MERCK SERONO	12-13-18-19
BIOMARIN EUROPE LTD	23-22-8-9+7	METAX INSTITUT	43
BIOMARIN	7	NUTRICIA (DANONE TRADING)	14-15-16-17
BIOCHROM	60	ORPHAN EUROPE	30-31-32-33
BRUKER	5	PERKINELMER	57
CAMAG	47	PREKULAB	44
CAMBROOKE FOODS	2	SERONO SYMPOSIA INTERNATIONAL FOUNDATION	56
CASEN FLEET LABORATORIES	6	SHIRE	48-49-50-51
COMIDAMED DR SCHÄR	10-11-20-21	SOBI / HYPERION	52-53-54-55
CHILDREN'S HOSPITAL OF PITTSBURGH OF UPMC	47b	SYNAGEVA BIOPHARMA	1
CYTONET	45	ULTRAGENYX PHARMACEUTICAL	46
GENZYME	28-29-34-35	VITAFLO INTERNATIONAL	39-38-24- 25
LACTALIS NUTRITION SANTE	4		

5.4- Charity tables

INSTITUTION / COMPANY
MPS – Fabry Spain
Canadian PKU and Allied Disorders Inc.
AKU Society
Guia Metabólica Group

5.5- Sponsored symposia

DAY	COMPANY
Monday 2nd September	Nutricia
Tuesday 3rd September	Merck Serono
Tuesday 3rd September	Sobi
Thursday, 5th September	Actelion
Thursday, 5th September	Biomarin Europe LTD
Thursday, 5th September	Children's Hospital of Pittsburgh of UPMC
Thursday, 5th September	Genzyme

6- SATELLITE SYMPOSIA ORGANISED

4th International Symposium on Urea Cycle Disorders

Date: September 1-2, 2013

Location: CaixaForum, Centre Social i Cultural de l'Obra Social "la Caixa"

Av. Francesc Ferrer i Guàrdia, 6-8. Barcelona. 08038. Spain

The 1st World Conference on Congenital Disorders of Glycosylation for Families and

Professionals: a booming story of sugar trees

Date: 31st August 1st and 2nd September

Location: CENTRO CÍVICO LA SEDETA

C/ Sicília, 321, Gràcia, Barcelona 08025, Spain

8- ICIEM 2013 PICTURES

OPENNING CEREMONY



MEETING ROOMS



WELCOME RECEPTION



CONGRESS EVENING



CONGRESS DINNER



EXHIBITION AREA



POSTERS AREA

