

# BOOK OF STATISTICS



# SSIEM

**Annual Symposium 2011**

August 30 - September 2, 2011 | Geneva, Switzerland





## SSIEM 2011 - Book of Statistics – INDEX

### Table of Contents

Introduction .....	3
1. Attendees.....	4
1.1 Top 10 attending countries in Geneva 2011 the following table shows the “Top 10 Countries” participating to the SSIEM Symposium. ....	4
1.2 Participation per geographic area .....	4
1.3 Visualisation of the division in percentages.....	4
1.4 List of all the countries and their delegates .....	5
2. Registrations .....	6
2.1 Registrations progression .....	6
2.3 Type of registration and financial details .....	8
3. Hotels .....	9
3.1 Room nights .....	9
4. Sponsoring & Exhibitions .....	11
4.1 Sponsored Accommodations & Registrations.....	11
4.3 Exhibitions & Sponsoring Finances .....	15
4.4 Exhibitions Statistics .....	16
5. Room attendance .....	17
5.1 Session recap: .....	17
5.2 Room attendance (room 1, 2, 3 and 4): .....	17
6. Budget.....	21
6.1 Expenses.....	21
6.2 Income .....	21
6.3 Result of the operation .....	22



## INTRODUCTION

The SSIEM 2011 Symposium was held at the CIGC in Geneva. **1705 delegates** took part in the Conference, divided as follows:

Registration type	Number of delegates
SSIEM Member	352
SSIEM Non-member	730
SSIEM-Students / Residents in training	89
Daily Pass	154
ISNS + SSIEM Members	25
ISNS Member + SSIEM Non-Member	6
SSIEM Member + ISNS Non-Members	23
ISNS-SSIEM Non-member	22
ISNS-SSIEM Students / Residents in training + Members ISNS	1
ISNS-SSIEM Students / Residents in training + Non-Members ISNS	3
SSIEM Members Council & Invited Editors	5
ISNS + SSIEM Members Council & Invited Editors	1
Exhibitors	172
Accompanying persons SSIEM Only	61
Accompanying persons ISNS+SSIEM	3
SSIEM Guests	7
SSIEM Speakers	40
Free Student	11
Press	0
<b>TOTAL</b>	<b>1705</b>

### 1. ATTENDEES

#### 1.1 Top 10 attending countries in Geneva 2011

the following table shows the "Top 10 Countries" participating to the SSIEM Symposium.

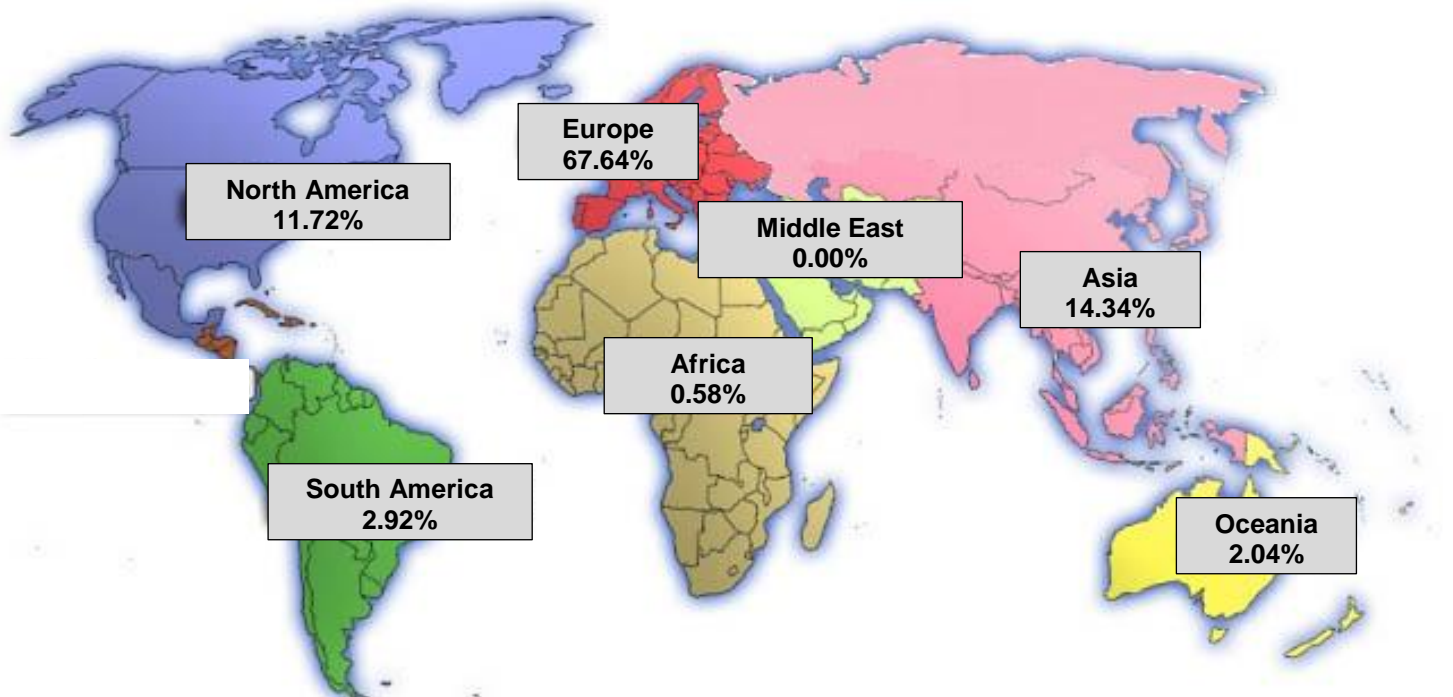
	Top 10 Countries	Nb of Participants
1	<b>United Kingdom</b>	<b>187</b>
2	Germany	154
3	Switzerland	145
4	United States	143
5	France	100
6	Italy	96
7	Netherlands	80
8	Japan	67
9	Turkey	59
10	Spain	58
<b>Total</b>		<b>1089</b>

#### 1.2 Participation per geographic area

The following table gives an overview of the total participation per geographic area.

Geographic Area	Antarctica	Africa	Asia	Europe	Middle East	N/A	North America	Oceania	South America
%	0.00%	0.58%	14.34%	67.64%	0.00%	0.76%	11.72%	2.04%	2.92%

#### 1.3 Visualisation of the division in percentages



### 1.4 List of all the countries and their delegates

In 2011, 70 countries were represented at the SSIEM Annual Symposium.

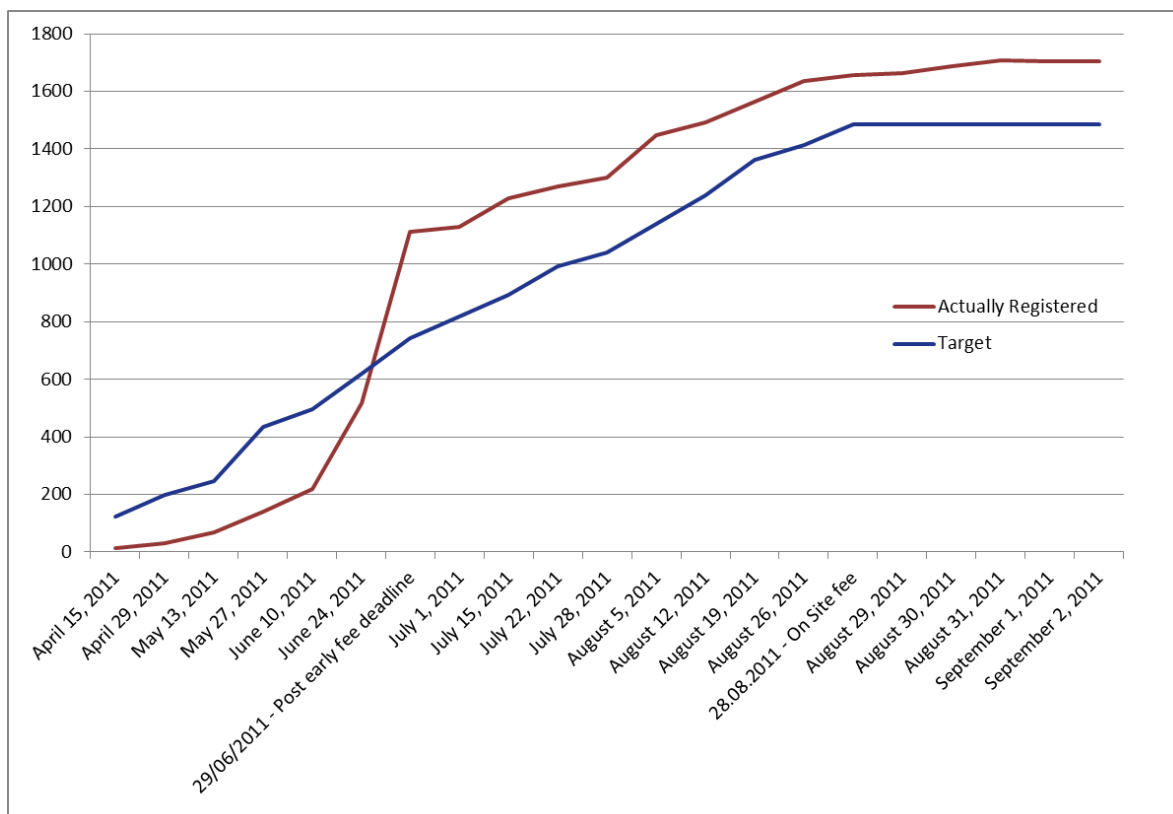
Country	Continent	Total	Country	Continent	Total
Algeria	Africa	1	Kuwait	Asia	9
Argentina	South America	9	Latvia	Europe	3
Australia	Oceania	33	Lebanon	Asia	3
Austria	Europe	20	Lithuania	Europe	4
Belgium	Europe	38	Luxembourg	Europe	1
Brazil	South America	36	Macedonia, The Former Yugoslav Republic Of	Europe	1
Bulgaria	Europe	2	Malaysia	Asia	2
Canada	North America	44	Mexico	North America	5
Chile	South America	1	Morocco	Africa	1
China	Asia	11	Nepal	Asia	2
Colombia	South America	4	Netherlands	Europe	82
Congo, Democratic Republic of the	Africa	2	New Zealand	Oceania	2
Costa Rica	North America	1	Norway	Europe	22
Croatia	Europe	8	Poland	Europe	31
Cyprus	Asia	6	Portugal	Europe	34
Czech Republic	Europe	26	Qatar	Asia	2
Denmark	Europe	20	Romania	Europe	5
Egypt	Africa	1	Russian Federation	Asia	24
Estonia	Europe	7	Saudi Arabia	Asia	3
Finland	Europe	6	Serbia	Europe	3
France	Europe	103	Singapore	Asia	1
Germany	Europe	157	Slovakia	Europe	12
Greece	Europe	17	Slovenia	Europe	4
Guatemala	North America	3	Spain	Europe	59
Hong Kong, China	Asia	4	Sweden	Europe	33
Hungary	Europe	10	Switzerland	Europe	147
India	Asia	4	Taiwan, China	Asia	18
Indonesia	Asia	1	Thailand	Asia	1
Iran, Islamic Republic Of	Asia	3	Turkey	Asia	60
Ireland	Europe	11	Uganda	Africa	1
Israel	Asia	13	Ukraine	Europe	7
Italy	Europe	96	United Arab Emirates	Asia	4
Japan	Asia	70	United Kingdom	Europe	191
Jordan	Asia	1	United States	North America	148
Korea, Republic Of	Asia	4	N/A *	n/a	11
<b>TOTAL 1705</b>					

\* The participant did not provide his country during the registration

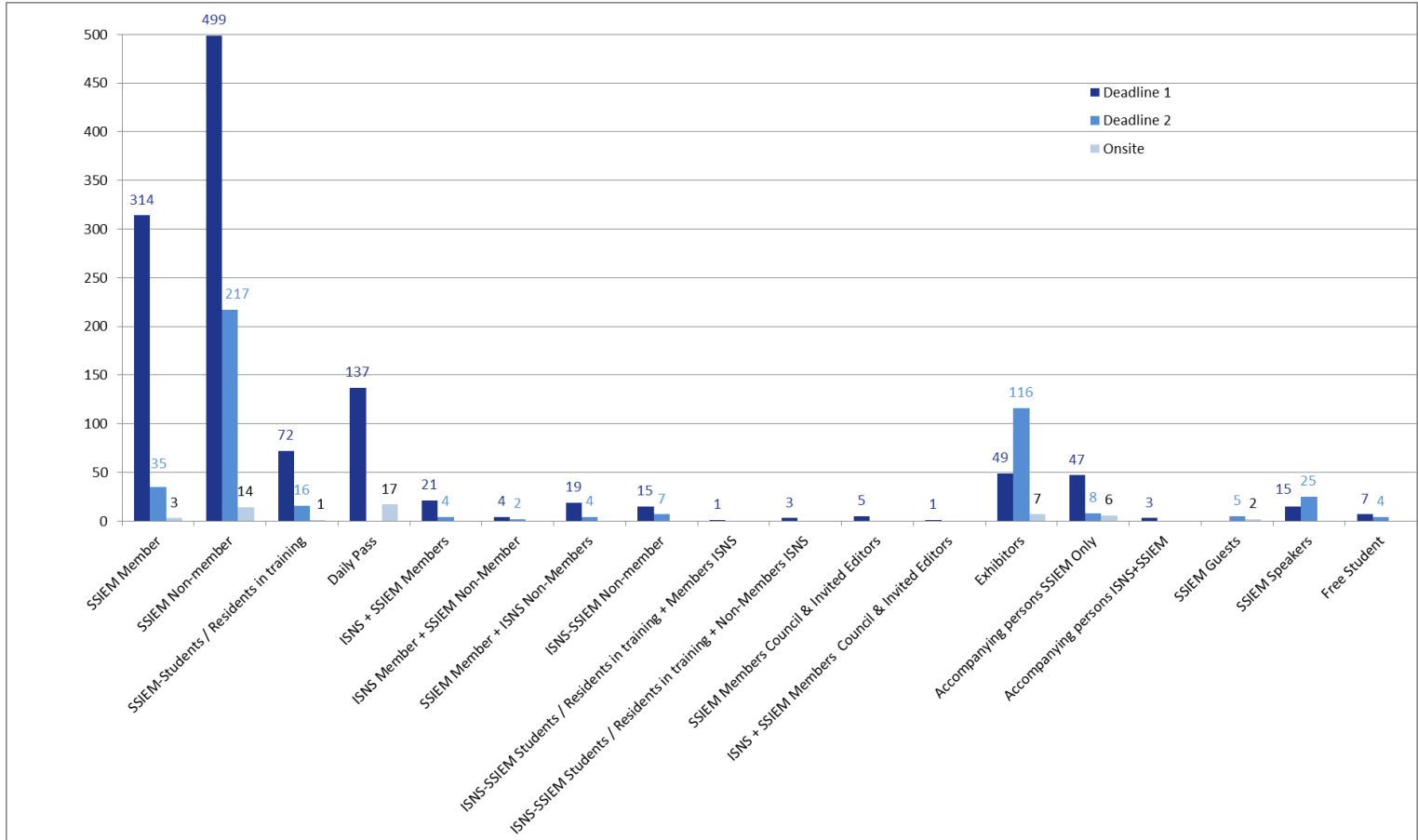
## 2. REGISTRATIONS

### 2.1 Registrations progression

Deadline	Date	Actually Registered		Target	
4 months + 2 weeks prior	April 15, 2011	15	1.01%	124	8.33%
4 months prior	April 29, 2011	32	2.15%	198	13.33%
3 months + 2 weeks prior	May 13, 2011	67	4.51%	248	16.67%
3 months + 1 day prior	May 27, 2011	139	9.35%	434	29.17%
2 months + 2.5 weeks prior	June 10, 2011	219	14.73%	496	33.33%
2 months + 4 days prior	June 24, 2011	516	34.70%	620	41.67%
2 months prior	<b>29/06/2011 - Post early fee deadline</b>	1112	74.78%	744	<b>50.00%</b>
1 month + 4 weeks prior	July 1, 2011	1131	76.06%	818	55.00%
1 month + 2 weeks prior	July 15, 2011	1228	82.58%	892	60.00%
1 month + 5 days prior	July 22, 2011	1270	85.41%	991	66.67%
4 weeks + 2 days prior	July 28, 2011	1302	87.56%	1041	70.00%
3 weeks + 2 days prior	August 5, 2011	1449	97.44%	1140	76.67%
2 weeks + 2 days prior	August 12, 2011	1493	100.40%	1239	83.33%
D-9	August 19, 2011	1564	105.18%	1363	91.67%
D-2	August 26, 2011	1637	110.09%	1413	95.00%
Reg Onsite D1	<b>28.08.2011 - On Site fee</b>	1656	111.37%	1487	<b>100.00%</b>
Reg Onsite D2	August 29, 2011	1665	111.97%	1487	100.00%
Reg Onsite D3	August 30, 2011	1687	113.45%	1487	100.00%
Reg Onsite D4	August 31, 2011	1709	114.93%	1487	100.00%
Reg Onsite D5	September 1, 2011	1705	114.66%	1487	100.00%
Reg Onsite D6	September 2, 2011	1705	114.66%	1487	100.00%
<b>TOTAL</b>		<b>1705</b>		<b>1487</b>	



## 2.2 Type of registrations in relation to the deadlines



### 2.3 Type of registration and financial details

	Subject	Item	% of participant	Nb of participant	Rate VAT excl.	Budget Income
	SSIEM Member	Until 29 June 2011	18.42%	314	EUR 450.00	EUR 141'300.00
		After 29 June 2011	2.05%	35	EUR 620.00	EUR 21'700.00
		Onsite	0.18%	3	EUR 680.00	EUR 2'040.00
<b>SUBTOTAL</b>				<b>352</b>		<b>EUR 165'040.00</b>
	SSIEM Non-member	Until 29 June 2011	29.27%	499	EUR 600.00	EUR 299'400.00
		After 29 June 2011	12.73%	217	EUR 765.00	EUR 166'005.00
		Onsite	0.82%	14	EUR 820.00	EUR 11'480.00
<b>SUBTOTAL</b>				<b>730</b>		<b>EUR 476'885.00</b>
	SSIEM-Students / Residents in training	Until 29 June 2011	4.22%	72	EUR 350.00	EUR 25'200.00
		After 29 June 2011	0.94%	16	EUR 450.00	EUR 7'200.00
		Onsite	0.06%	1	EUR 500.00	EUR 500.00
<b>SUBTOTAL</b>				<b>89</b>		<b>EUR 32'900.00</b>
	One day registration Tuesday 30 August 2011	Until 29 June 2011	2.58%	44	EUR 125.00	EUR 5'500.00
		After 29 June 2011	0.00%	0	EUR 125.00	EUR -
		Onsite	0.06%	1	EUR 200.00	EUR 200.00
<b>SUBTOTAL</b>				<b>45</b>		<b>EUR 5'700.00</b>
	One day registration Wednesday 31 August 2011	Until 29 June 2011	3.52%	60	EUR 125.00	EUR 7'500.00
		After 29 June 2011	0.00%	0	EUR 125.00	EUR -
		Onsite	0.53%	9	EUR 200.00	EUR 1'800.00
<b>SUBTOTAL</b>				<b>69</b>		<b>EUR 9'300.00</b>
	One day registration Thursday 1 September 2011	Until 29 June 2011	1.58%	27	EUR 175.00	EUR 4'725.00
		After 29 June 2011	0.00%	0	EUR 175.00	EUR -
		Onsite	0.18%	3	EUR 200.00	EUR 600.00
<b>SUBTOTAL</b>				<b>30</b>		<b>EUR 5'325.00</b>
	One day registration Friday 2 September 2011	Until 29 June 2011	0.35%	6	EUR 125.00	EUR 750.00
		After 29 June 2011	0.00%	0	EUR 125.00	EUR -
		Onsite	0.23%	4	EUR 200.00	EUR 800.00
<b>SUBTOTAL</b>				<b>10</b>		<b>EUR 1'550.00</b>
	ISNS + SSIEM Members	Until 29 June 2011	1.23%	21	EUR 422.50	EUR 8'872.50
		After 29 June 2011	0.23%	4	EUR 582.50	EUR 2'330.00
		Onsite	0.00%	0	EUR 680.00	EUR -
<b>SUBTOTAL</b>				<b>25</b>		<b>EUR 11'202.50</b>
	ISNS Member + SSIEM Non-Member	Until 29 June 2011	0.23%	4	EUR 565.00	EUR 2'260.00
		After 29 June 2011	0.12%	2	EUR 722.50	EUR 1'445.00
		Onsite	0.00%	0	EUR 820.00	EUR -
<b>SUBTOTAL</b>				<b>6</b>		<b>EUR 3'705.00</b>
	SSIEM Member + ISNS Non-Members	Until 29 June 2011	1.11%	19	EUR 417.50	EUR 7'932.50
		After 29 June 2011	0.23%	4	EUR 580.00	EUR 2'320.00
		Onsite	0.00%	0	EUR 680.00	EUR -
<b>SUBTOTAL</b>				<b>23</b>		<b>EUR 10'252.50</b>
	ISNS-SSIEM Non-member	Until 29 June 2011	0.88%	15	EUR 562.50	EUR 8'437.50
		After 29 June 2011	0.41%	7	EUR 717.50	EUR 5'022.50
		Onsite	0.00%	0	EUR 820.00	EUR -
<b>SUBTOTAL</b>				<b>22</b>		<b>EUR 13'460.00</b>
	ISNS-SSIEM Students / Residents in training + Members ISNS	Until 29 June 2011	0.06%	1	EUR 325.00	EUR 325.00
		After 29 June 2011	0.00%	0	EUR 450.00	EUR -
		Onsite	0.00%	0	EUR 500.00	EUR -
<b>SUBTOTAL</b>				<b>1</b>		<b>EUR 325.00</b>
	ISNS-SSIEM Students / Residents in training + Non-Members ISNS	Until 29 June 2011	0.18%	3	EUR 322.50	EUR 967.50
		After 29 June 2011	0.00%	0	EUR 450.00	EUR -
		Onsite	0.00%	0	EUR 500.00	EUR -
<b>SUBTOTAL</b>				<b>3</b>		<b>EUR 967.50</b>
	SSIEM Members Council & Invited Editors	Until 29 June 2011	0.29%	5	EUR 450.00	EUR 2'250.00
		After 29 June 2011	0.00%	0	EUR 620.00	EUR -
		Onsite	0.00%	0	EUR 680.00	EUR -
<b>SUBTOTAL</b>				<b>5</b>		<b>EUR 2'250.00</b>
	ISNS + SSIEM Members Council & Invited Editors	Until 29 June 2011	0.06%	1	EUR 422.50	EUR 422.50
		After 29 June 2011	0.00%	0	EUR 825.00	EUR -
		Onsite	0.00%	0	EUR 970.00	EUR -
<b>SUBTOTAL</b>				<b>1</b>		<b>EUR 422.50</b>
	Exhibitors	Free	8.33%	142	EUR -	EUR -
		Until 29 June 2011	0.35%	6	EUR 200.00	EUR 1'200.00
		After 29 June 2011	1.00%	17	EUR 200.00	EUR 3'400.00
		Onsite	0.41%	7	EUR 200.00	EUR 1'400.00
<b>SUBTOTAL</b>				<b>172</b>		<b>EUR 6'000.00</b>
	Accompanying persons SSIEM Only	Until 29 June 2011	2.76%	47	EUR 200.00	EUR 9'400.00
		After 29 June 2011	0.47%	8	EUR 250.00	EUR 2'000.00
		Onsite	0.35%	6	EUR 300.00	EUR 1'800.00
<b>SUBTOTAL</b>				<b>61</b>		<b>EUR 13'200.00</b>
	Accompanying persons ISNS+SSIEM	Until 29 June 2011	0.18%	3	EUR 190.00	EUR 570.00
		After 29 June 2011	0.00%	0	EUR 280.00	EUR -
		Onsite	0.00%	0	EUR 300.00	EUR -
<b>SUBTOTAL</b>				<b>3</b>		<b>EUR 570.00</b>
	SSIEM Guests	Until 29 June 2011	0.00%	0	EUR -	EUR -
		After 29 June 2011	0.29%	5	EUR -	EUR -
		Onsite	0.12%	2	EUR -	EUR -
<b>SUBTOTAL</b>				<b>7</b>		<b>EUR -</b>
	SSIEM Speakers	Until 29 June 2011	0.88%	15	EUR -	EUR -
		After 29 June 2011	1.47%	25	EUR -	EUR -
		Onsite	0.00%	0	EUR -	EUR -
<b>SUBTOTAL</b>				<b>40</b>		<b>EUR -</b>
	Free Student	Until 29 June 2011	0.41%	7	EUR -	EUR -
		After 29 June 2011	0.23%	4	EUR -	EUR -
		Onsite	0.00%	0	EUR -	EUR -
<b>SUBTOTAL</b>				<b>11</b>		<b>EUR -</b>
	Press	Until 29 June 2011	0.00%	0	EUR -	EUR -
		After 29 June 2011	0.00%	0	EUR -	EUR -
		Onsite	0.00%	0	EUR -	EUR -
<b>SUBTOTAL</b>				<b>0</b>		<b>EUR -</b>
<b>TOTAL</b>			<b>100%</b>	<b>1705</b>		<b>EUR 759'055.00</b>

Registration Type	%	NB of participants	Budget Income
SSIEM Member	20.65%	352	EUR 165'040.00
SSIEM Non-member	42.82%	730	EUR 476'885.00
SSIEM-Students / Residents in training	5.22%	89	EUR 32'900.00
One day registration Tuesday 30 August 2011	2.64%	45	EUR 5'700.00
One day registration Wednesday 31 August 2011	4.05%	69	EUR 9'300.00
One day registration Thursday 1 September 2011	1.76%	30	EUR 5'325.00
One day registration Friday 2 September 2011	0.59%	10	EUR 1'550.00
ISNS + SSIEM Members	1.47%	25	EUR 11'202.50
ISNS Member + SSIEM Non-Member	0.35%	6	EUR 3'705.00
SSIEM Member + ISNS Non-Members	1.35%	23	EUR 10'252.50
ISNS-SSIEM Non-member	1.29%	22	EUR 13'460.00
ISNS-SSIEM Students / Residents in training + Members ISNS	0.06%	1	EUR 325.00
ISNS-SSIEM Students / Residents in training + Non-Members ISNS	0.18%	3	EUR 967.50
SSIEM Members Council & Invited Editors	0.29%	5	EUR 2'250.00
ISNS + SSIEM Members Council & Invited Editors	0.06%	1	EUR 625.00
Exhibitors	10.09%	172	EUR 6'000.00
Accompanying persons SSIEM Only	3.58%	61	EUR 13'200.00
Accompanying persons ISNS+SSIEM	0.18%	3	EUR 570.00
SSIEM Guests	0.41%	7	EUR -
SSIEM Speakers	2.35%	40	EUR -
Free Student	0.65%	11	EUR -
Press	0.00%	0	EUR -
<b>TOTAL</b>	<b>100%</b>	<b>1705</b>	<b>EUR 759'257.50</b>

## 3. Hotels

### 3.1 Room nights

The figures below include rooms for speakers and committees for booth congress ISNS and SSIEM.

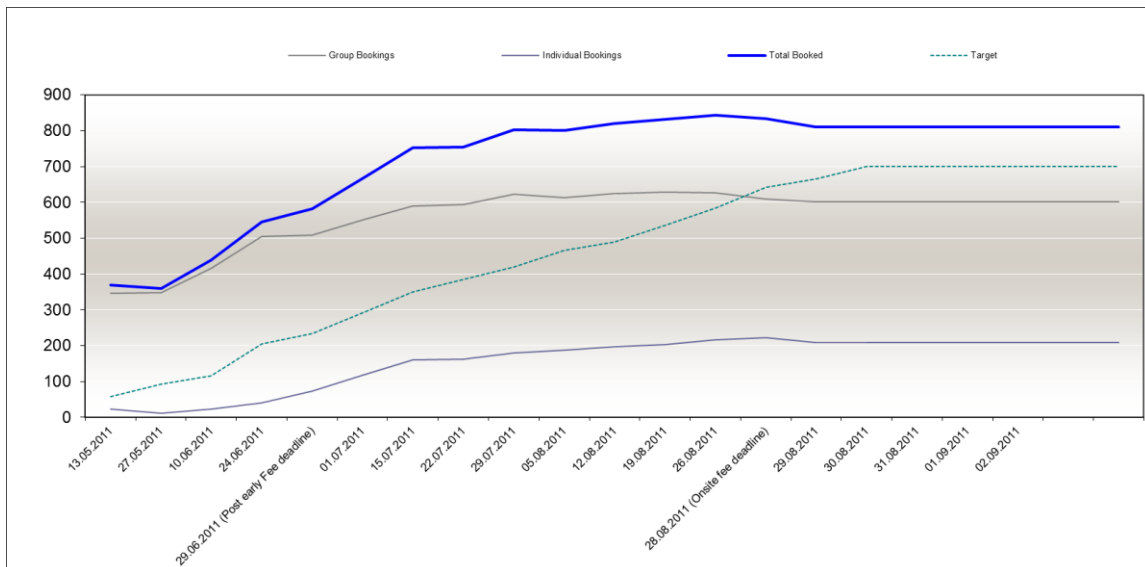
Room nights	5*	4* superior	4*	3* superior	3*	2*	TOTAL	% of peak night
<b>Average rate (single)</b>	<b>486</b>	<b>348</b>	<b>278</b>	<b>231</b>	<b>196</b>	<b>147</b>		
We	24.08				1		1	0.03%
Th	25.08				4		4	0.12%
Fr	26.08		3		6		9	0.26%
Sa	27.08	6	1	6	21	2	36	1.04%
Su	28.08	35	13	43	23	41	174	5.05%
Mo	29.08	101	118	202	79	98	628	18.22%
Tu	30.08	150	158	304	86	115	846	24.55%
We	31.08	140	153	298	84	110	812	23.56%
Th	1.09	138	137	278	82	96	755	21.91%
Fr	2.09	46	34	34	15	26	166	4.82%
Sa	3.09	2	2	4	1	3	13	0.38%
Su	4.09					1	1	0.03%
Mo	5.09					1	1	0.03%
<b>TOTAL</b>	<b>618</b>	<b>616</b>	<b>1172</b>	<b>370</b>	<b>521</b>	<b>149</b>	<b>3446</b>	<b>100.00%</b>

# SSIEM

## Annual Symposium 2011

August 30 - September 2, 2011 - Geneva, Switzerland

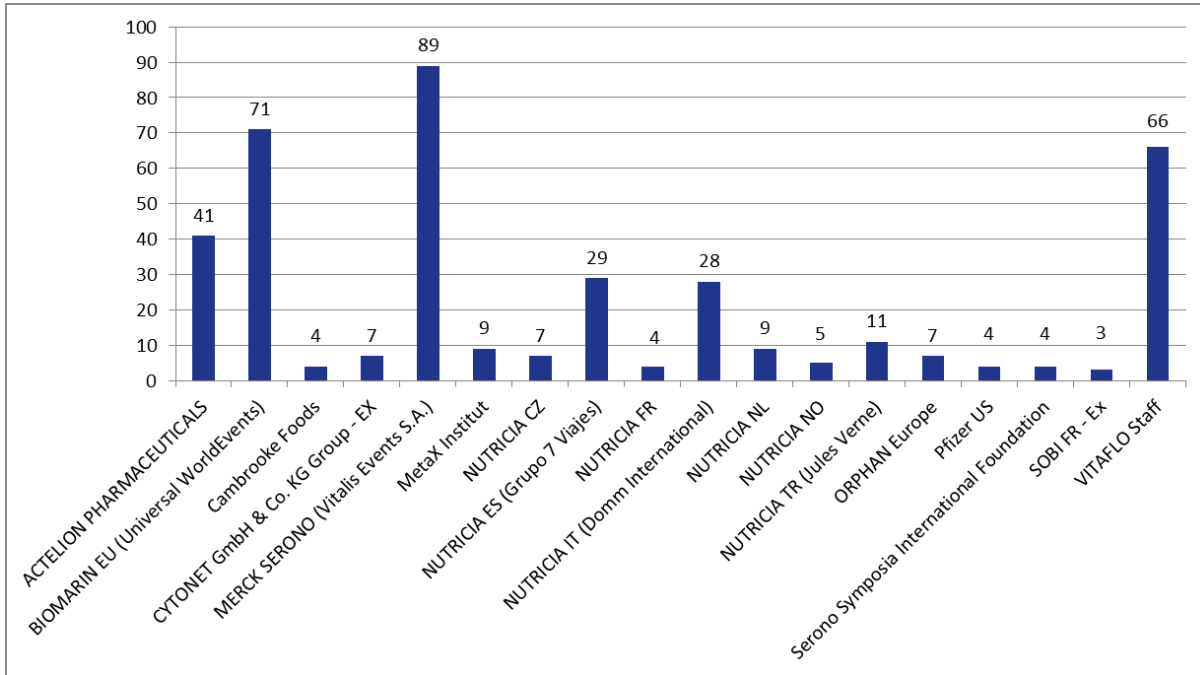
DATE	Group Bookings	Individual Bookings	Total Booked		Target	
15.04.2011	346	23	369	52.71%	58	8%
29.04.2011	348	12	360	51.43%	93	13%
13.05.2011	416	23	439	62.71%	117	17%
27.05.2011	505	40	545	77.86%	204	29%
10.06.2011	508	74	582	83.14%	233	33%
24.06.2011	551	117	668	95.43%	292	42%
<b>29.06.2011 (Post early Fee deadline)</b>	591	161	<b>752</b>	<b>107.43%</b>	<b>350</b>	<b>50%</b>
01.07.2011	593	162	755	107.86%	385	55%
15.07.2011	622	180	802	114.57%	420	60%
22.07.2011	614	187	801	114.43%	467	67%
29.07.2011	624	197	821	117.29%	490	70%
05.08.2011	628	204	832	118.86%	537	77%
12.08.2011	627	216	843	120.43%	583	83%
19.08.2011	610	223	833	119.00%	642	92%
26.08.2011	601	209	810	115.71%	665	95%
<b>28.08.2011 (Onsite fee deadline)</b>	601	209	<b>810</b>	<b>115.71%</b>	<b>700</b>	<b>100%</b>
29.08.2011	601	209	810	115.71%	700	100%
30.08.2011	601	209	810	115.71%	700	100%
31.08.2011	601	209	810	115.71%	700	100%
01.09.2011	601	209	810	115.71%	700	100%
02.09.2011	601	209	810	115.71%	700	100%
<b>FINAL</b>	<b>601</b>	<b>209</b>	<b>810</b>		<b>700</b>	



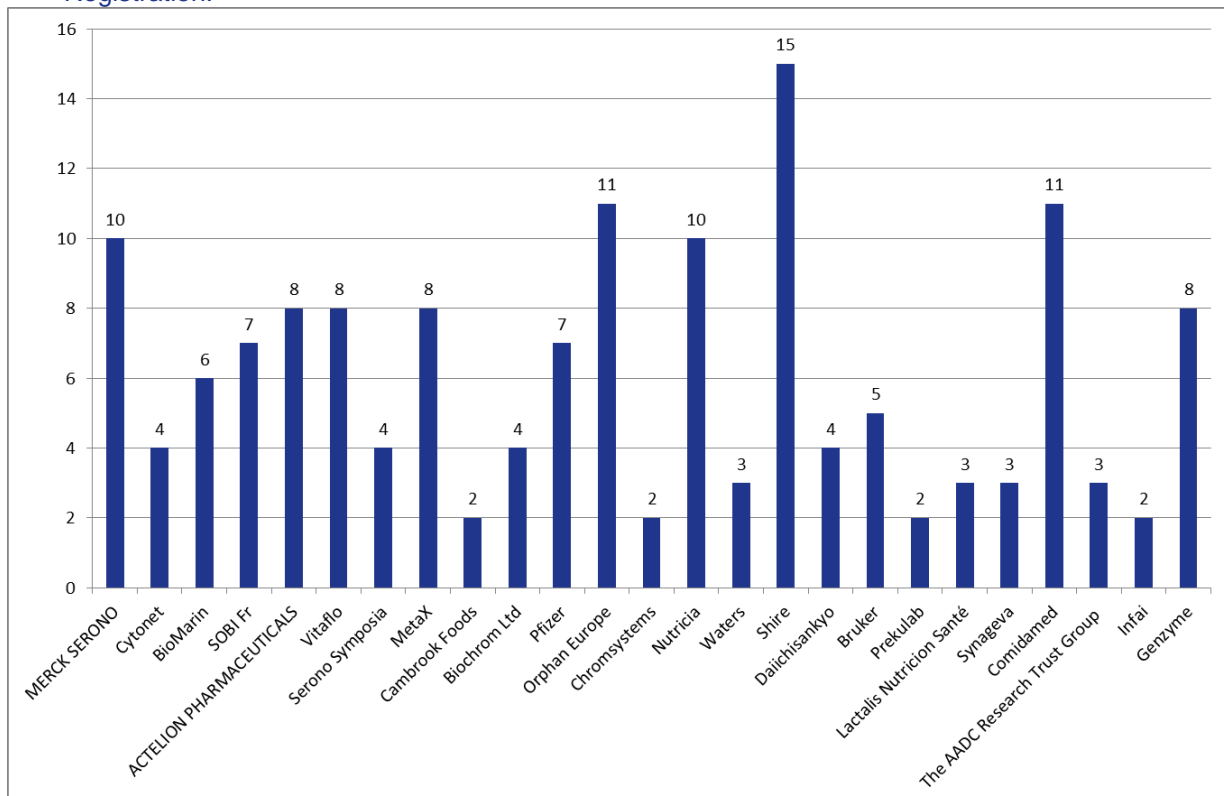
### 4. Sponsoring & Exhibitions

#### 4.1 Sponsored Accommodations & Registrations

Hotel:



Registration:



### 4.2 Comparative income per company

COMPARATIVE INCOME PER COMPANY			
1AUM-LUMILA	EUR	2'000.00	0.47%
ACTELION PHARMACEUTICALS Ltd.	EUR	20'000.00	4.70%
ALEXION TRANSLATIONAL MEDICINE	EUR	300.00	0.07%
AMICUS THERAPEUTICS	EUR	2'000.00	0.47%
BIOCHROM LTD	EUR	5'000.00	1.18%
BIOMARIN EUROPE LTD	EUR	30'000.00	7.05%
BIOMARIN PHARMACEUTICAL INC.	EUR	3'000.00	0.71%
BRUKER PHYSIK GmbH	EUR	10'000.00	2.35%
CAMBROOKE FOODS INC.	EUR	5'000.00	1.18%
CHROMSYSTEMS INSTRUMENTS & CHEMICALS GmbH	EUR	7'000.00	1.65%
COMIDAMED INSTITUT FUR ERNAHRUNG GmbH	EUR	20'000.00	4.70%
CYTONET GmbH & Co KG	EUR	12'400.00	2.91%
DAIICHSANKYO	EUR	5'000.00	1.18%
GENZYME GmbH	EUR	20'000.00	4.70%
INFAI GmbH	EUR	5'000.00	1.18%
LACTALIS NUTRICION SANTE	EUR	5'000.00	1.18%
MERCK SERONO SA	EUR	55'000.00	12.93%
METAX INSTITUT FUR DIETETIK GmbH	EUR	10'000.00	2.35%
NUTRICIA ADVANCED MEDICAL NUTRITION	EUR	30'000.00	7.05%
ORPHAN EUROPE	EUR	21'000.00	4.94%
PFIZER INC.	EUR	30'000.00	7.05%
PREKULAB	EUR	10'000.00	2.35%
SERONO SYMPOSIA INTERNATIONAL FOUNDATION	EUR	10'000.00	2.35%
SHIRE HUMAN GENETIC THERAPIES	EUR	65'000.00	15.28%
SWEDISH ORPHAN BIOVITRUM	EUR	10'000.00	2.35%
SYNAGEVA BIOPHARMA CORP.	EUR	5'000.00	1.18%
The AADC Research Trust	EUR	-	0.00%
VITAFLO INTERNATIONAL LIMITED	EUR	20'800.00	4.89%
WATERS EUROPEAN HEADQUARTERS	EUR	7'000.00	1.65%
<b>Grand Total</b>	<b>EUR</b>	<b>425'500.00</b>	<b>100.00%</b>



### 4.3 Sponsors list with sponsorship level

PLATINUM SPONSORS

 <b>BIOMARIN</b> BioMarin Europe Ltd.	 <b>Merck Serono</b> <small>Living science. Transforming lives.</small>	 <b>MERCK</b>	 <b>NUTRICIA</b> Advanced Medical Nutrition	
 <b>Shire</b>				

GOLD SPONSORS

 <b>ACTELION</b>	 <b>comida Med</b> Institut für Ernährung GmbH	 <b>genzyme</b> A SANOFI COMPANY	 <b>ORPHAN</b> EUROPE
 <b>Vitaflo</b> Innovation in Nutrition			

SILVER SPONSORS

 <b>BRUKER</b>	 <b>cytonet</b>	 <b>meta X</b> INSTITUT FÜR DIÄTETIK GmbH	 <b>PKU PREKULAB</b>
 <b>sobi</b> SWEDISH ORPHAN BIOVITRUM			

### BRONZE SPONSORS



### Others



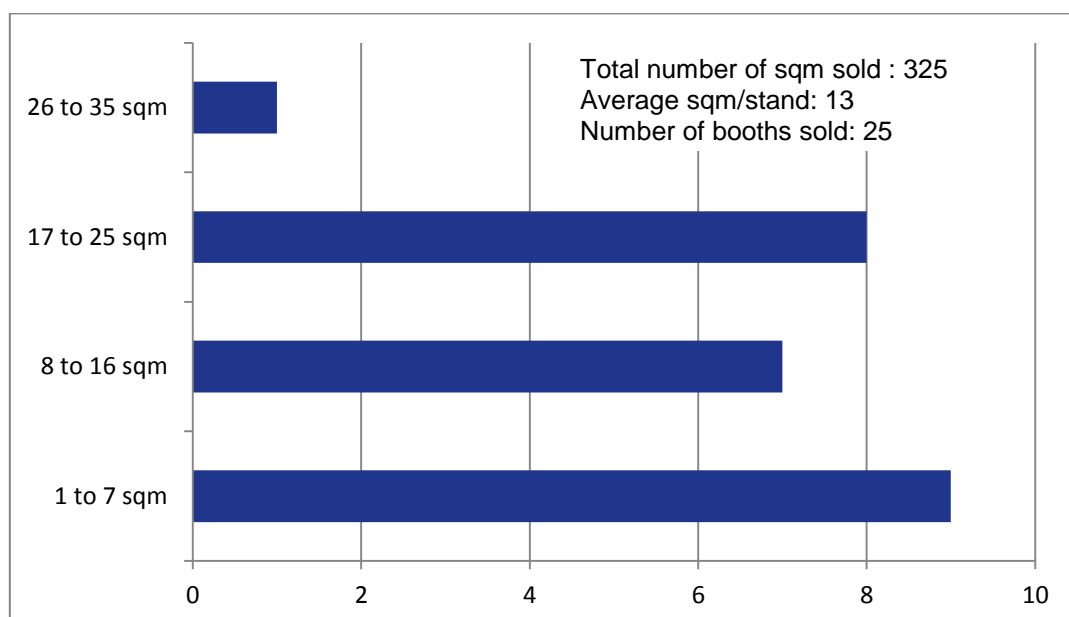
### 4.3 Exhibitions & Sponsoring Finances

Comparative table between exhibition and sponsoring incomes.

COMPANY NAME	TYPE OF SPONSORING	Total Expo		Total Sponso	
<b>1AUM-LUMILA</b>		EUR	-	EUR	<b>2'000.00</b>
	Bag insert	EUR	-	EUR	2'000.00
<b>ACTELION PHARMACEUTICALS Ltd.</b>		EUR	-	EUR	<b>20'000.00</b>
	Gold Sponsor	EUR	-	EUR	20'000.00
<b>ALEXION TRANSLATIONAL MEDICINE</b>		EUR	<b>300.00</b>	EUR	-
	Hospitality suite room 11	EUR	300.00	EUR	-
<b>AMICUS THERAPEUTICS</b>		EUR	-	EUR	<b>2'000.00</b>
	Bag insert	EUR	-	EUR	2'000.00
<b>BIOMARIN EUROPE LTD</b>		EUR	<b>3'000.00</b>	EUR	<b>30'000.00</b>
	Platinum Sponsor	EUR	-	EUR	30'000.00
	Hospitality suite VIP Room	EUR	3'000.00	EUR	-
<b>BIOCHROM LTD</b>		EUR	-	EUR	<b>5'000.00</b>
	Bronze Sponsor	EUR	-	EUR	5'000.00
<b>BRUKER PHYSIK GmbH</b>		EUR	-	EUR	<b>10'000.00</b>
	Silver Sponsor	EUR	-	EUR	10'000.00
<b>CAMBROOKE FOODS INC.</b>		EUR	-	EUR	<b>5'000.00</b>
	Bronze Sponsor	EUR	-	EUR	5'000.00
<b>CHROMSYSTEMS INSTRUMENTS &amp; CHEMICALS GmbH</b>		EUR	-	EUR	<b>7'000.00</b>
	Bronze Sponsor	EUR	-	EUR	5'000.00
	Bag Insert	EUR	-	EUR	2'000.00
<b>COMIDAMED INSTITUT FUR ERNAHRUNG GmbH</b>		EUR	-	EUR	<b>20'000.00</b>
	Gold Sponsor	EUR	-	EUR	20'000.00
<b>CYTONET GmbH &amp; Co KG</b>		EUR	<b>2'400.00</b>	EUR	<b>10'000.00</b>
	Silver Sponsor	EUR	-	EUR	10'000.00
	Hospitality suite room N°12	EUR	2'400.00	EUR	-
<b>DAIICHSANKYO</b>		EUR	-	EUR	<b>5'000.00</b>
	Bronze Sponsor	EUR	-	EUR	5'000.00
<b>ETAT DE GENEVE</b>		EUR	-	EUR	<b>6'000.00</b>
	Vin d'honneur	EUR	-	EUR	6'000.00
<b>GENZYME GmbH</b>		EUR	-	EUR	<b>20'000.00</b>
	Gold Sponsor	EUR	-	EUR	20'000.00
<b>INFAI GmbH</b>		EUR	-	EUR	<b>5'000.00</b>
	Bronze Sponsor	EUR	-	EUR	5'000.00
<b>TARANIS NUTRICION SANTE</b>		EUR	-	EUR	<b>5'000.00</b>
	Bronze Sponsor	EUR	-	EUR	5'000.00
<b>MERCK SERONO SA</b>		EUR	-	EUR	<b>55'000.00</b>
	Platinum Sponsor	EUR	-	EUR	30'000.00
	Satellite Symposium	EUR	-	EUR	25'000.00
<b>METAX INSTITUT FUR DIETETIK GmbH</b>		EUR	-	EUR	<b>10'000.00</b>
	Silver Sponsor	EUR	-	EUR	10'000.00
<b>NUTRICIA ADVANCED MEDICAL NUTRITION</b>		EUR	-	EUR	<b>30'000.00</b>
	Platinum Sponsor	EUR	-	EUR	30'000.00
<b>ORPHAN EUROPE</b>		EUR	-	EUR	<b>21'000.00</b>
	Gold Sponsor	EUR	-	EUR	20'000.00
	Bag Insert	EUR	-	EUR	1'000.00
	Bag Insert/ E-IMD	EUR	-		FREE

COMPANY NAME	TYPE OF SPONSORING	Total Expo	Total Sponso
<b>PFIZER INC.</b>		EUR -	EUR 40'000.00
	Platinum Sponsor	EUR -	EUR 30'000.00
	Silver Sponsor	EUR -	EUR 10'000.00
<b>SERONO SYMPOSIA INTERNATIONAL FOUNDATION</b>		EUR -	EUR 10'000.00
	Bag insert	EUR -	EUR 2'000.00
	Web Banner	EUR -	EUR 1'000.00
	Bronze Sponsor	EUR -	EUR 5'000.00
	Bag insert	EUR -	EUR 2'000.00
<b>SHIRE HUMAN GENETIC THERAPIES</b>		EUR 4'000.00	EUR 61'000.00
	Web Banner	EUR -	EUR 1'000.00
	Platinum Sponsor + Bronze	EUR -	EUR 35'000.00
	Satellite Symposium	EUR -	EUR 25'000.00
	Hospitality suite	EUR 2'000.00	EUR -
	Hospitality suite	EUR 2'000.00	EUR -
<b>SSIEM</b>		EUR -	EUR -
	2x table top	EUR -	Free
<b>SWEDISH ORPHAN BIOVITRUM</b>		EUR -	EUR 10'000.00
	Silver Sponsor	EUR -	EUR 10'000.00
<b>SYNAGEVA BIOPHARMA CORP.</b>		EUR -	EUR 5'000.00
	Bronze Sponsor	EUR -	EUR 5'000.00
<b>The AADC Research Trust</b>		EUR -	EUR -
	Table top/ Charity both	EUR -	Free
<b>VITAFLO INTERNATIONAL LIMITED</b>		EUR 300.00	EUR 20'800.00
	Gold Sponsor	EUR -	EUR 20'000.00
	Add sponsoring package	EUR -	EUR 800.00
	Hospitality Suite room 11	EUR 300.00	EUR -
<b>WATERS EUROPEAN HEADQUARTERS</b>		EUR -	EUR 7'000.00
	Bronze Sponsor	EUR -	EUR 5'000.00
	Bag Insert	EUR -	EUR 2'000.00
<b>GRAND TOTAL</b>		EUR 10'200.00	EUR 413'800.00

#### 4.4 Exhibitions Statistics



### 5. Room attendance

#### 5.1 Session recap:

	Total
Plenary session	7
Parallel session	12
Workshop	2

Divided per day	Plenary	Parallel	Workshop
Tuesday, August 30, 2011	2	0	2
Wednesday, August 31, 2011	2	6	0
Thursday, September 1, 2011	1	6	0
Friday, Spetember 2, 2011	2	0	0
<b>Total</b>	<b>7</b>	<b>12</b>	<b>2</b>

#### 5.2 Room attendance (room 1, 2, 3 and 4):

Start means 15 minutes after the session started

End means 15 minutes before the end of the session

TUESDAY AUGUST 30, 2011			
	ROOM 1	ROOM 2	ROOM 3 & 4
09:00 – 12:30	ERNDIM Meeting, Rooms 3&4, 15,16,17,18		
	Nutrition and Dietary Treatment Workshop <b>Start: 180 - End: 235</b>		
	Adult Metabolic Workshop, Rooms 5 & 6		
11:00 – 12:45	JIMD Editorial Board Meeting (upon invitation), Room 11		
14:15 – 14:30	SSIEM Council and Corresponding Members Meeting, Room 18		
12:45 – 14:00	Opening Ceremony		
14:30 – 18:00	SSIEM and ISNS Joint Meeting on “Newborn Screening and IEM” <b>Start: 680 - End: 360</b>		
18:30 – 20:00			SSIEM DG Members’ Meeting (upon invitation)
17:00 – 18:30	Welcome Reception at CIG followed by Free Evening		



<b>WEDNESDAY AUGUST 31, 2011</b>			
	ROOM 1	ROOM 2	ROOM 3 & 4
08:30 – 10:30	Update and New Concepts in Vitamin Responsive Disorders1 <b>Start: 389 - End: 651</b>		
10:30 – 11:00	Coffee Break		
11:00 – 12:30	Parallel Session 1 <b>Start: 160 - End: 200</b>	Parallel Session 2 <b>Start: 320 - End: 200</b>	Parallel Session 3 <b>Start: 220 - End: 230</b>
12:30 – 14:00	Lunch and Poster Viewing		
12:45 – 13:50	SSIEM Annual General Meeting (upon invitation)		
14:00 – 15:30	Parallel Session 4 <b>Start: 220 - End: 230</b>	Parallel Session 5 <b>Start: 310 - End: 55</b>	Parallel Session 6 <b>Start: 220 - End: 220</b>
15:30 – 16:00	Coffee Break		
16:00 – 18:00	Update and New Concepts in Vitamin Responsive Disorders 2 <b>Start: 580 - End: 500</b>		
18:00 – 22:30	Poster Evening with Snacks and Drinks followed by Social Get Together		



### THURSDAY SEPTEMBER 1, 2011

	ROOM 1	ROOM 2	ROOM 3 & 4
08:30 – 10:00	Creatine Metabolism and Related Disorders		
10:00 – 10:30	Coffee Break		
10:30 – 12:00	Parallel Session 7 <b>Start: 145 - End: 200</b>	Parallel Session 8 <b>Start: 220 - End: 235</b>	Parallel Session 9
12:00 – 13:00	Lunch and Poster Viewing		
12:00 – 13:00	JIMD Communicating Editors Meeting (upon invitation), Room 11		
13:00 – 14:30	Parallel Session 10 <b>Start: 250 - End: 140</b>	Parallel Session 11 <b>Start: 150 - End: 155</b>	Parallel Session 12 <b>Start: 190 - End: 193</b>
15:00 – 18:00	Afternoon Excursions		
20:00 - 24:00	Symposium Party at the Hotel Intercontinental		

### FRIDAY SEPTEMBER 2, 2011

	ROOM 1	ROOM 2	ROOM 3 & 4
09:00 – 10:30	Adult Metabolic Diseases		
10:30 – 11:00	Coffee Break		
11:00 – 12:30	Gene Therapy of IEM		
12:30 – 13:30	Lunch and Poster Viewing		
12:30 – 13:30	IOC (ICIEM) Meeting (upon invitation), Room 11		
13:30 – 14:30	Hot Topics and Late Breaking News		
14:30 – 15:00	Archibald Garrod Award		
15:00 – 16:00	Komrower Lecture <b>Start: 320 - End: 300</b>		
16:00 – 16:05	Prize Presentation		
16:05 – 16:15	SSIEM 2012 Presentation		

### 6. Budget – Pre-final

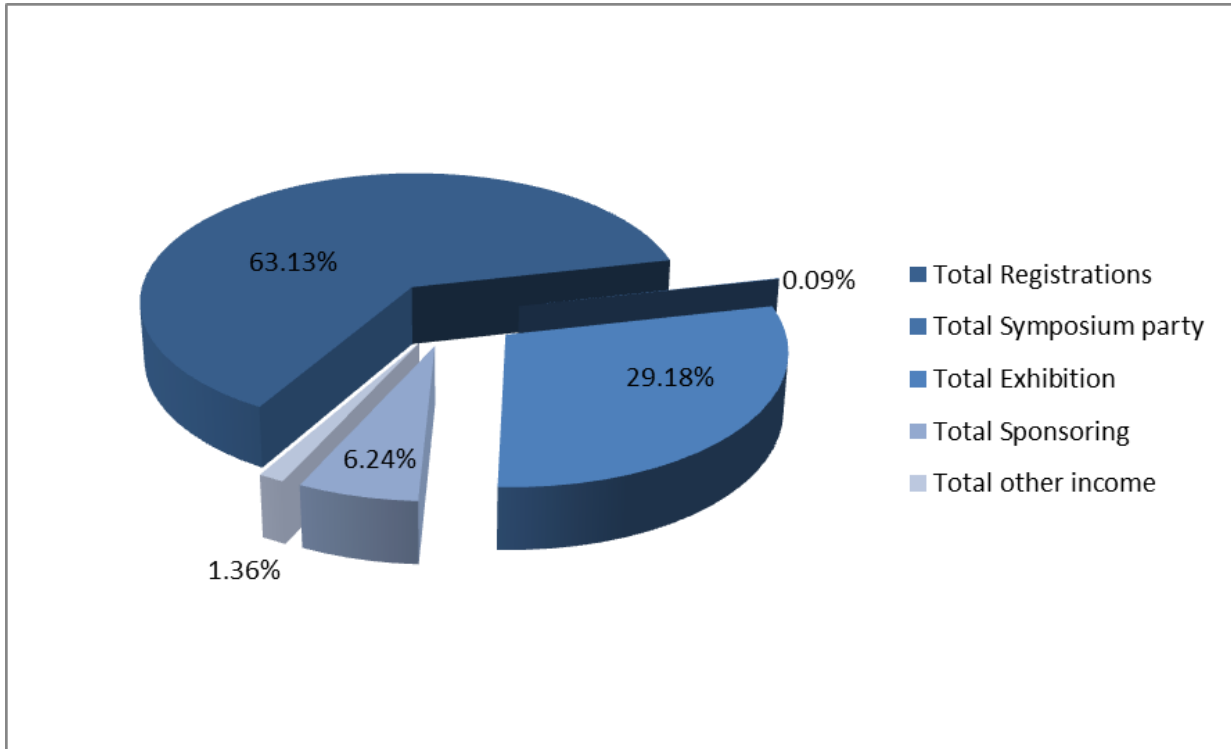
Kindly note, that these figures are subject to variations and should be considered as pre-final until the audit took place Mid-December.

#### 6.1 Expenses

BUDGET ITEM	TOTAL CHF		TOTAL EUR		% TOTALEXPENSES		
01 - Congress Centre Rental and Infrastructure	CHF	178'155.22	EURO	-	15.11	0.00	15.11
02 - Printed Matter and Promotional Material	CHF	35'195.25	EURO	32'229.00	2.99	3.06	6.05
03 - Marketing and promotion	CHF	1'715.59	EURO	400.00	0.15	0.04	0.18
04 - Technical Equipment - Congress/Exhibition costs	CHF	85'373.96	EURO	-	7.24	0.00	7.24
05 - Services	CHF	43'353.16	EURO	-	3.68	0.00	3.68
06 - Material for Participants	CHF	8'606.31	EURO	-	0.73	0.00	0.73
07 - Invited Speakers & Committees	CHF	48'389.51	EURO	5'119.00	4.10	0.49	4.59
08 - Transportation/Shuttles	CHF	17.50	EURO	-	0.00	0.00	0.00
09 - On site secretariat of congress - Staff costs	CHF	35'156.60	EURO	-	2.98	0.00	2.98
10 - Pre-Congress Secretariat expenses	CHF	-	EURO	-	0.00	0.00	0.00
11 - Different Committee Meeting Expenses	CHF	11'289.00	EURO	490.53	0.96	0.05	1.00
12 - Meals and social activities	CHF	493'643.60	EURO	-	41.87	0.00	41.87
13 - Various	CHF	28'188.00	EURO	7'922.36	2.39	0.75	3.14
14 - Reserve/Provision	CHF	253.00	EURO	2'000.00	0.02	0.19	0.21
15 - Organization fee (PCO Fee)	CHF	106'659.31	EURO	43'687.08	9.05	4.15	13.20
<b>TOTAL</b>	<b>CHF</b>	<b>1'075'996.01</b>	<b>EURO</b>	<b>91'847.97</b>	<b>91.27</b>	<b>8.73</b>	<b>100.00</b>

#### 6.2 Income

INCOME		CHF	%
<b>Total Registrations</b>	EUR	759'055.00	63.13%
<b>Total Symposium party</b>	EUR	1'080.00	0.09%
<b>Total Exhibition</b>	EUR	350'800.00	29.18%
<b>Total Sponsoring</b>	EUR	75'000.00	6.24%
<b>Total other income</b>	EUR	16'402.54	1.36%
<b>TOTAL</b>	<b>EUR</b>	<b>1'202'337.54</b>	<b>100.00%</b>



### 6.3 Result of the operation

BUDGET RECAP		
<b>TOTAL EXPENSES</b>	<b>CHF 1'178'865.74</b>	<b>EURO 1'052'558.69</b>
<b>TOTAL INCOME</b>	<b>CHF 1'346'618.05</b>	<b>EURO 1'202'337.54</b>
<b>FORECASTED RESULT</b>	<b>CHF 167'752.31</b>	<b>EURO 149'778.85</b>