



SSIEM
INNSBRUCK 2014
Crossing
Borders

FINAL REPORT

Annual Symposium
September 2-5, 2014
Innsbruck, Austria

www.ssiem2014.org

SSIEM SOCIETY FOR THE
STUDY OF INBORN ERRORS
OF METABOLISM

SSIEM 2014 - Facts



Date:

September 1-5, 2014

Location/ Venue:

Innsbruck, Austria

Congress Innsbruck (Innsbruck Conference Centre)


Main halls/ rooms in use:

Hall Tirol (Plenary Sessions – 1,500 max capacity)

Hall Innsbruck (Parallel Sessions – 600 max capacity)

Hall Brüssel (Parallel Sessions – 300 max capacity)

Hall Dogana (exhibition and breaks/ lunches – 2,000 sqm)



SSIEM 2014 - Team



Presidents – Local Organisers:

Daniela Karall, Sabine Scholl-Bürgi, Johannes Zschocke

SSIEM Councillors in charge:

Peter Clayton (Honorary President)

Philip Mayne (Honorary Secretary)


Anny Brown (Honorary Treasurer)

Conference Supervisor and Consultant, Corporate Affairs:

S12! studio12 gmbh (Head: Ralph Kerschbaumer)

Professional Congress Organiser:

PCO Tyrol Congress (Head: Ina Kähler)



SSIEM 2014 - Team




Scientific Advisory Board:

National:

Sylvia Bösch, Innsbruck
Michaela Brunner-Krainz, Graz
Christine Fauth, Innsbruck K.
Martina Huemer, Bregenz
Vassiliki Konstantopoulou, Vienna
Florian Lagler, Salzburg
Johannes Mayr, Salzburg
Dorothea Möslinger, Vienna
Eduard Paschke, Graz
Matthias Schmuth, Innsbruck
Wolfgang Sperl, Salzburg
Herbert Tilg, Innsbruck
Till Voigtländer, Vienna

International:

Peter Burgard, Germany
Jutta Gärtner, Germany
Michael Gibson, USA
Niels Gregersen, Denmark
Carla Hollak, The Netherlands
Hiroyuki Ida, Japan
Anna Nordenström, Sweden
Verena Peters, Germany
Jörn Oliver Sass, Switzerland
Robert Steinfeld, Germany
Johan van Hove, USA
Jerry Vockley, USA
Ron A. Wevers, The Netherlands
Ronald J. A. Wanders, The Netherlands



SSIEM 2014 - Sessions



7 Plenary Sessions


13 Parallel sessions

1 Public Lecture

9 Industry Sponsored Symposia

2 Industry Supported „Meet-the-Expert“ - Sessions

511 Scientific Posters

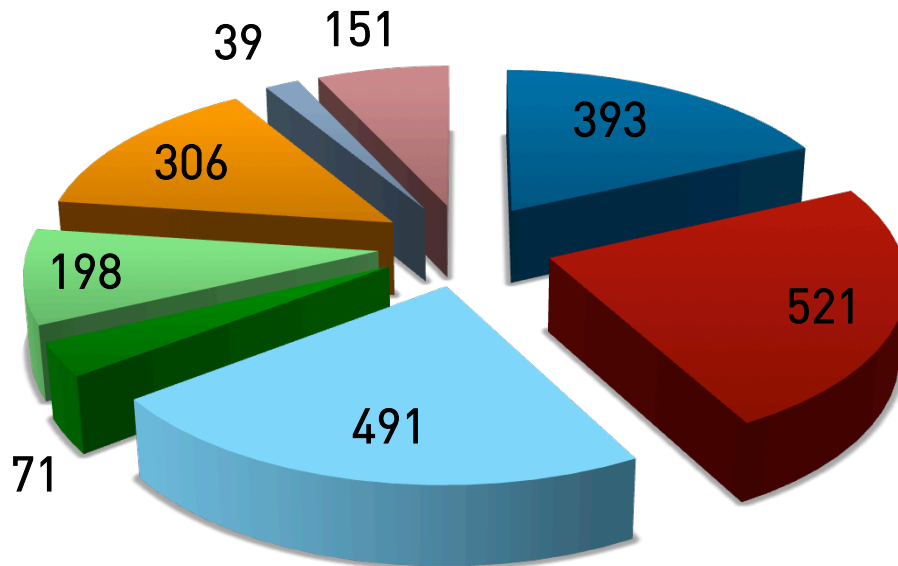


REGISTRATION TYPE		
Group Registrations early	390	
Group Registrations late	101	491
SSIEM Members early	309	
SSIEM Members late	84	393
SSIEM Members Day Tickets early	22	
SSIEM Members Day Tickets late	34	56
Non Members early	309	
Non Members late	215	521
Non Members day tickets early	71	
Non Members day tickets late	71	142
Students/ residents early	48	
Students/ Residents late	23	71
Accompanying Persons early/ late	39	39
Full Exhibitor Registrations	84	
Stand Passes	222	306
Guests/ SSIEM/ Staff/ Press...		151
GROSS ATTENDANCE		2,170




SSIEM 2014 Attendance/ Delegates

SSIEM 2014 - Statistics



- Members 393/ 18,11%
- Non Members 521/24,00%
- Group Registrations 491/ 22,63%
- Students/ In Training 71/ 3,27%
- Day Tickets 198/ 9,12%
- Exhibitors 306/ 14,10%
- Accompanying Persons 39/ 1,79%
- Guests... 151/ 6,96%




SSIEM 2014 - Statistics

2,170 Delegates from 73 Countries


Top-10-Countries:

1	United Kingdom	144
2	Germany	135
3	United States	119
4	Italy	104
5	France	100
6	Austria	96
7	Turkey	93
8	Switzerland	72
9	Netherlands	67
10	Spain	64



SSIEM 2014 – 73 Countries of Origin From Argentina to Uruguay


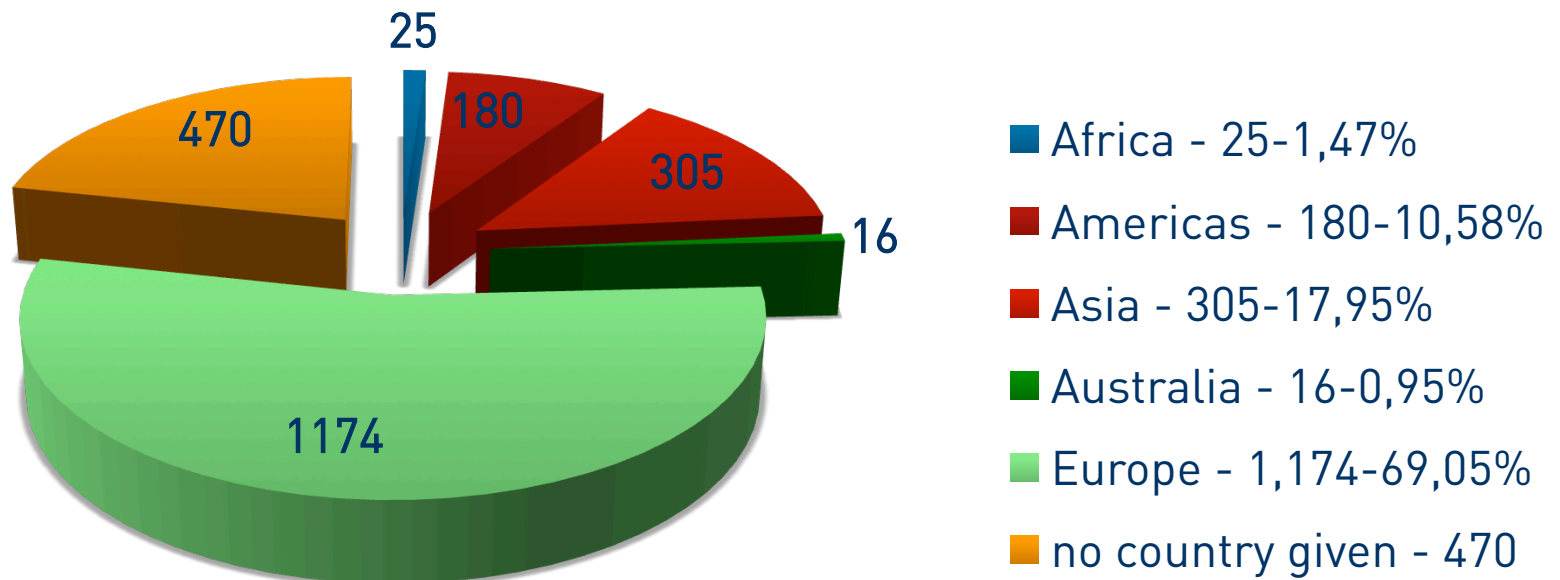
Argentina 12 Australia 13 Austria 96 Bahrain 3 Belgium 41 Brazil 30 Bulgaria 6 Canada 13 Colombia 5 Costa Rica 1 Croatia 9 Cyprus 3 Czech Republic 15 Denmark 30 Egypt 5 Estonia 5 Finland 6 France 100 Germany 135 Greece 22 Hong Kong 4 Hungary 9 Iceland 1 India 4 Indonesia 5 Iran 10 Iraq 2 Ireland 11 Israel 15 Italy 104 Japan 45 Kazakhstan 6 Kuwait 3 Latvia 2 Lebanon 4 Libya 3 Lithuania 5 Luxembourg 1 Macedonia 1 Malaysia 5 Moldova 2 Morocco 11 Netherlands 67 New Zealand 3 Norway 18 Oman 2 Pakistan 3 Palestine 2 Philippines 1 Poland 43 Portugal 52 Qatar 6 Romania 13 Russia 44 Saudi Arabia 28 Serbia & Montenegro 6 Singapore 1 Slovakia 20 Slovenia 4 South Africa 2 South Korea 2 Spain 64 Sweden 52 Switzerland 72 Taiwan 17 Thailand 1 Tunisia 4 Turkey 93 Ukraine 3 United Arab Emirates 9 United Kingdom 144 United States 119 Uruguay 2



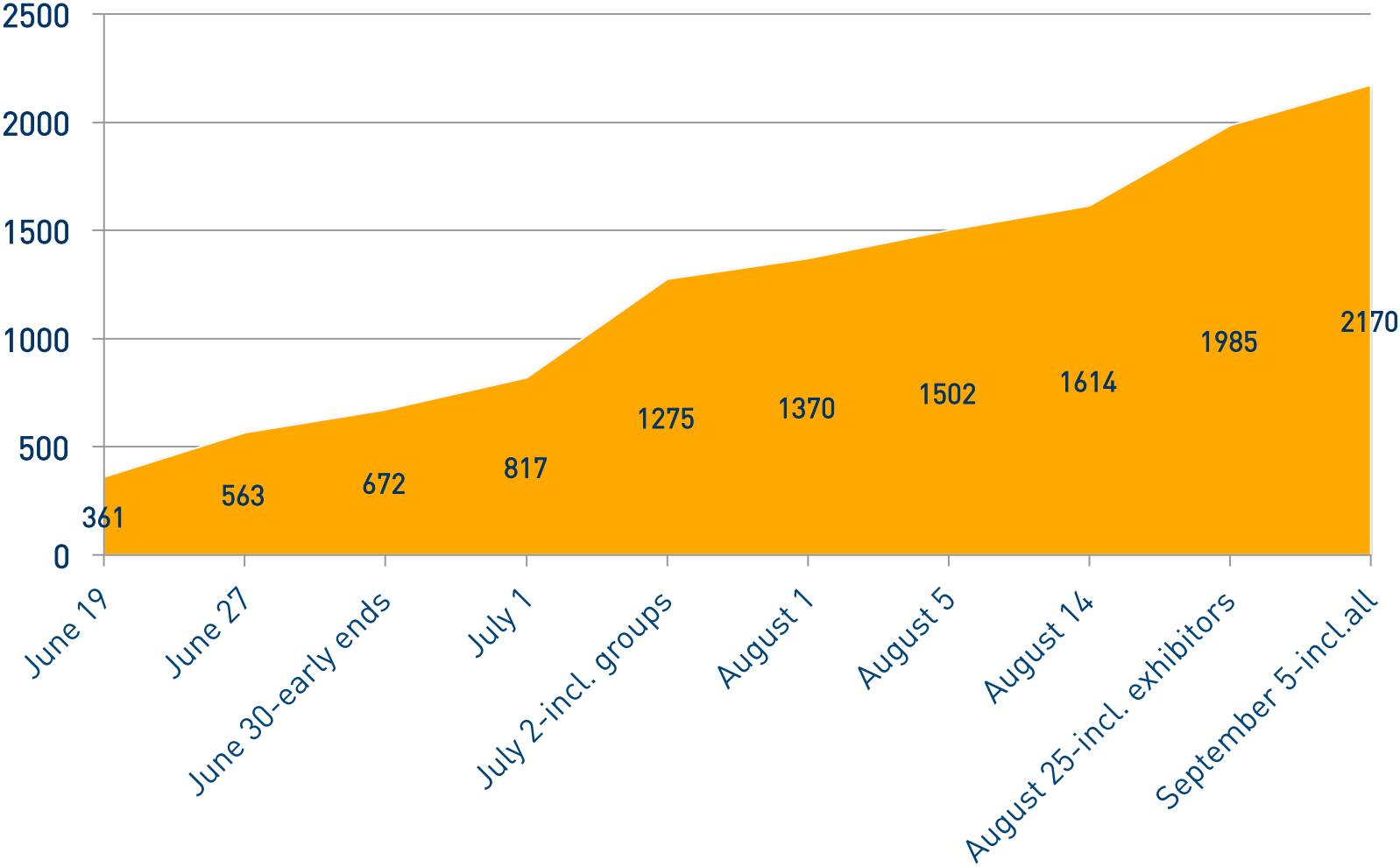
SSIEM 2014

Continent of Origin

(percentage shown does not include “no country given”)




SSIEM 2014 – Registration Progression



SSIEM 2014

Attendance Networking Afternoon

Tours and Excursions		
Patscherkofel	Tour 1	196
Olympic Sites	Tour 2	40
Ambras Castle	Tour 3	137
City Walking Tour	Tour 4	181
Northern Mountain Range	Tour 5	162
Summer Bob Sled	Tour 6	100
Alpine Zoo	Tour 7	39
Swarovski Crystal World	Tour 8	103
		958




SSIEM 2014

Attendance Networking Evening




Networking Evening		
		1,070



SSIEM 2014 - INCOME

Registration Income

Group Registrations	EUR	280,150
SSIEM Members	EUR	169,800
SSIEM Members Day Tickets	EUR	9,440
Non Members	EUR	359,850
Non Members Day Tickets	EUR	35,500
Students/ Residents-in-Training	EUR	21,200
Accompanying Persons	EUR	8,250
Cancellation Fees	EUR	2,685
Excursion Bolzano	EUR	1,050
Networking Evening	EUR	18,860
Registration Income	EUR	906,785




SSIEM 2014 - INCOME

Corporate Income



8 Platinum Sponsors @ EUR 30,000	EUR	240,000
4 Gold Sponsors @ EUR 20,000	EUR	80,000
8 Silver Sponsors @ EUR 10,000	EUR	80,000
10 Bronze Sponsors @ EUR 5,000	EUR	50,000
9 Industry Sponsored Symposia @ EUR 25,000	EUR	225,000
2 MtE-Sessions @ EUR 10,000	EUR	20,000
Additional floor space and sponsorships	EUR	27,350
Meeting Room rentals and Hospitality suites	EUR	14,500
Additional registrations/ contributions (social events)	EUR	7,300
Corporate Income	EUR	744,150



SSIEM 2014 - Sponsors

PLATINUM Sponsors:




GOLD Sponsors:



SILVER Sponsors:




BRONZE Sponsors:




SSIEM 2014 - Expenses

Expenses		
Venue Rental Cost	EUR	108,597
Equipment and Staff	EUR	82,719
AV, Projection, LAN, network and WiFi	EUR	42,593
Catering @ CC (Lunches, breaks, get together, poster walk)	EUR	140,861
Travel Expenses/ Accommodation Cost	EUR	45,496
Networking Events (incl. networking evening and tours)	EUR	154,663
Conference Organiser (incl. project mgmt, on site staff, website)	EUR	95,822
Exhibition & Sponsors` Management	EUR	50,564
Printed matter and graphic design (incl. programmes, conference bags, banners, signage and decoration)	EUR	41,007



SSIEM 2014 - Expenses

Expenses		
Abstracts and CME (incl. book of abstracts)	EUR	31,477
Promotion	EUR	9,913
Technical Management	EUR	21,671
Bank fees and CC disagio	EUR	7,941
Miscellaneous (incl. shipments, transport and CLO)	EUR	55,991
SSIEM 2014 Expenses	EUR	889,315




SSIEM 2014

Financial Summary



Financial Summary

Income from Registration Fees	EUR	906,785
Corporate Income	EUR	744,150
GROSS INCOME	EUR	1,650,935




SSIEM 2014

Financial Summary



Financial Summary		
Income from Registration Fees	EUR	906,875
Corporate Income	EUR	744,150
GROSS INCOME	EUR	1,650,935
GROSS EXPENSES	EUR	- 889,315




SSIEM 2014

Financial Summary



Financial Summary		
Income from Registration Fees	EUR	906,875
Corporate Income	EUR	744,150
GROSS INCOME	EUR	1,650,935
GROSS EXPENSES	EUR	- 889,315
SSIEM 2014 BALANCE	EUR	761,620



Thank you for your attention!
See you @ SSIEM 2015 in Lyon, France!

